


(I) (a) Statement showing Shareholding Pattern

Name of the Company: KSB PUMPS LIMITED								
Scrip Code : 500249								
Name of the scrip : KSBPUMPS								
class of security : Equity								
Quarter ended : 30th June, 2014								
Category Code	Category of shareholder	Number of	Total number	Number of shares held in dematerialized form	Total shareholding as a percentage of total number of shares		Shares pledged or otherwise encumbered	
		shareholders	of shares		As a percentage of (A+B)	As a percentage of (A+B+C)	Number of shares	As a percentage (IX) = (VIII)/(IV)*100
(I)	(II)	(III)	(IV)	(V)	(VI)	(VII)	(VIII)	(IX)
(A)	<b>Promoter and Promoter Group</b>							
1	<b>Indian</b>							
(a)	Individuals/Hindu Undivided Family	5	153458	153458	0.4409	0.4409	0	0.0000
(b)	Central Government/State Government(s)	0	0	0	0.0000	0.0000	0	0.0000
(c)	Bodies Corporate	3	8855752	8855752	25.4418	25.4418	0	0.0000
(d)	Financial Institutions / Banks	0	0	0	0.0000	0.0000	0	0.0000
(e)	Any Other (specify)	0	0	0	0.0000	0.0000	0	0.0000
	<b>Sub Total (A)(1)</b>	<b>8</b>	<b>9009210</b>	<b>9009210</b>	<b>25.8827</b>	<b>25.8827</b>	<b>0</b>	<b>0.0000</b>
2	<b>Foreign</b>							
(a)	Individuals (Non-Resident Individuals/Foreign Individuals)	0	0	0	0.0000	0.0000	0	0.0000
(b)	Bodies Corporate	1	14110848	14110848	40.5393	40.5393	0	0.0000
(c)	Institutions	0	0	0	0.0000	0.0000	0	0.0000
(d)	Qualified Foreign Investors	0	0	0	0.0000	0.0000	0	0.0000
(e)	Any Other (specify)	0	0	0	0.0000	0.0000	0	0.0000
	<b>Sub Total (A)(2)</b>	<b>1</b>	<b>14110848</b>	<b>14110848</b>	<b>40.5393</b>	<b>40.5393</b>	<b>0</b>	<b>0.0000</b>
	<b>Total Shareholding of Promoter and Promoter Group (A)=(A)(1)+(A)(2)</b>	<b>9</b>	<b>23120058</b>	<b>23120058</b>	<b>66.4220</b>	<b>66.4220</b>	<b>0</b>	<b>0.0000</b>
(B)	<b>Public shareholding</b>							
1	<b>Institutions</b>							
(a)	Mutual Funds/UTI	22	4048460	4047760	11.6309	11.6309	0	0.0000
(b)	Financial Institutions / Banks	6	5456	4648	0.0157	0.0157	0	0.0000
(c)	Central Government/State Government(s)	0	0	0	0.0000	0.0000	0	0.0000
(d)	Venture Capital Funds	0	0	0	0.0000	0.0000	0	0.0000
(e)	Insurance Companies	1	737838	737838	2.1197	2.1197	0	0.0000
(f)	Foreign Institutional Investors	11	811194	811194	2.3305	2.3305	0	0.0000
(g)	Foreign Venture Capital Investors	0	0	0	0.0000	0.0000	0	0.0000
(h)	Qualified Foreign Investors	0	0	0	0.0000	0.0000	0	0.0000
(i)	Foreign Financial Institutions	1	1000	0	0.0029	0.0029	0	0.0000
(j)	Trusts	3	1016	1016	0.0029	0.0029	0	0.0000
	<b>Sub Total (B) (1)</b>	<b>44</b>	<b>5604964</b>	<b>5602456</b>	<b>16.1026</b>	<b>16.1026</b>	<b>0</b>	<b>0.0000</b>
2	<b>Non-institutions</b>							
(a)	Bodies Corporate	288	1521387	1517331	4.3708	4.3708	0	0.0000
(b) (i)	Individuals - shareholders holding nominal share capital up to Rs 1 Lakh	10058	3525630	3153856	10.1288	10.1288	0	0.0000
(b) (ii)	Individual shareholders holding nominal share capital in excess of Rs. 1 Lakh	25	788850	738738	2.2663	2.2663	0	0.0000
(c)	Qualified Foreign Investors	0	0	0	0.0000	0.0000	0	0.0000
(d)	Any Other						0	0.0000
i	Non Resident Indians (Repat)	241	90143	89543	0.2590	0.2590	0	0.0000
ii	Non Resident Indians (Non Repat)	91	82810	77806	0.2379	0.2379	0	0.0000
iii	Foreign Companies	0	0	0	0.0000	0.0000	0	0.0000
iv	Clearing Member	137	39802	39802	0.1143	0.1143	0	0.0000
v	Directors	2	34200	34200	0.0983	0.0983	0	0.0000
vi	Hindu Undivided Family	0	0	0	0.0000	0.0000	0	0.0000
	<b>Sub Total (B)(2)</b>	<b>10842</b>	<b>6082822</b>	<b>5651276</b>	<b>17.4754</b>	<b>17.4754</b>	<b>0</b>	<b>0.0000</b>
	<b>Total Public Shareholding Public Group (B)=(B)(1)+(B)(2)</b>	<b>10886</b>	<b>11687786</b>	<b>11253732</b>	<b>33.5780</b>	<b>33.5780</b>	<b>NA</b>	<b>NA</b>
	<b>Total (A)+(B)</b>	<b>10895</b>	<b>34807844</b>	<b>34373790</b>	<b>100.0000</b>	<b>100.0000</b>	<b>0</b>	<b>0.0000</b>
(C)	<b>Shares held by custodians and against which Depository Receipts have been issued</b>							
i	Promoter and Promoter group	0	0	0	0.0000	0.0000	0	0.0000
ii	Public	0	0	0	0.0000	0.0000	0	0.0000
	<b>Sub Total (C)</b>	<b>0</b>	<b>0</b>	<b>0</b>	<b>0</b>	<b>0</b>	<b>0</b>	<b>0</b>
	<b>GRAND TOTAL (A)+(B)+(C)</b>	<b>10895</b>	<b>34807844</b>	<b>34373790</b>	<b>100.0000</b>	<b>100.0000</b>	<b>0</b>	<b>0.0000</b>

Pune, 16th July, 2014

KSB PUMPS LIMITED

R. Narasimhan  
Company Secretary




**KSB PUMPS LIMITED**

Regd. Office : 126 Maker Chambers III  
 Nariman Point, Mumbai 400 021  
 CIN: L29120MH1960PLC011635  
 Tel no 022 66588787 Fax no 022 66588788  
 Email id: narasimhan.raghu@ksb.com  
 www.ksbindia.co.in

Name of the Company:	KSB PUMPS LIMITED
Scrip Code	: 500249
Name of the scrip	: KSBPUMPS
class of security	: Equity
Quarter ended	: 30th June, 2014

(I)(b) Statement showing holding of securities (including shares, warrants, convertible securities) of persons belonging to the category "Promoter and Promoter Group"

Sr. No.	Name of the shareholder	Details of Shares held		Encumbered shares			Details of warrants		Details of convertible securities		Total shares (including underlying shares assuming full conversion of warrants and convertible securities) as a % of diluted share
		Number of shares held	As a % of grand total (A)+(B)+(C)	No.	As a percentage	As a % of grand total (A)+(B)+(C) of sub-clause (I)(a)	Number of warrants held	As a % total number of warrants of the same class	Number of convertible securities held	As a % total number of convertible securities of the same class	
(I)	(II)	(III)	(IV)	(V)	(VI)=(V)/(III)* 100	(VII)	(VIII)	(IX)	(X)	(XI)	(XII)
1	THE INDUSTRIAL & PRUDENTIAL INVESTMENT CO LTD AAACN1925C	7140000	20.5126	0	0.00	0.00	0	0	0	0	20.5126
2	PAHARPUR COOLING TOWERS LTD. AABCP8017C	1455752	4.1823	0	0.00	0.00	0	0	0	0	4.1823
3	THE NEW HOLDING & TRADING CO LTD AAACN1925C	260000	0.7470	0	0.00	0.00	0	0	0	0	0.7470
	<b>SUB TOTAL</b>	<b>8855752</b>	<b>25.4418</b>				<b>0</b>	<b>0</b>	<b>0</b>	<b>0</b>	<b>25.4418</b>
1	VIKRAM SWARUP AAITS0738F	60400	0.1735	0	0.00	0.00	0	0	0	0	0.1735
2	VIKRAM SWARUP ASDPS2724E	40000	0.1149	0	0.00	0.00	0	0	0	0	0.1149
3	GAURAV SWARUP AKTPS6727K	34000	0.0977	0	0.00	0.00	0	0	0	0	0.0977
4	BINDU V SWARUP AJWPS8306C	16000	0.0460	0	0.00	0.00	0	0	0	0	0.0460
5	PARUL SWARUP AMTPS1669L	3058	0.0088	0	0.00	0.00	0	0	0	0	0.0088
	<b>SUB TOTAL</b>	<b>153458</b>	<b>0.4409</b>				<b>0</b>	<b>0</b>	<b>0</b>	<b>0</b>	<b>0.4409</b>
1	CANADIAN KAY PUMP LIMITED AAACC6132E	14110848	40.5393	0	0.00	0.00	0	0	0	0	40.5393
	<b>SUB TOTAL</b>	<b>14110848</b>	<b>40.5393</b>				<b>0</b>	<b>0</b>	<b>0</b>	<b>0</b>	<b>40.5393</b>
	<b>TOTAL</b>	<b>23120058</b>	<b>66.4220</b>	<b>0</b>	<b>0.00</b>	<b>0.00</b>	<b>0</b>	<b>0</b>	<b>0</b>	<b>0</b>	<b>66.4220</b>




**KSB PUMPS LIMITED**  
 Regd. Office : 126 Maker Chambers III  
 Nariman Point, Mumbai 400 021  
 CIN: L29120MH1960PLCO11635  
 Tel no 022 66588787 Fax no 022 66588788  
 e-mail id - narasimhan.raghu@ksb.com  
 www.ksbindia.co.in

Name of the Company:	KSB PUMPS LIMITED
Scrip Code	: 500249
Name of the scrip	: KSBPUMPS
class of security	: Equity
Quarter ended	: 30th June, 2014

Statement showing holding of securities (including shares, warrants, convertible securities) of persons belonging to the category "Public" and holding more than 1% of the total

(I)(c)(i) number of shares

Sr. No.	Name of the shareholder	Number of shares held	Shares as a percentage of total number of shares [i.e., Grand Total (A)+(B)+(C) indicated in Statement at para (I)(a) above]	Details of warrants		Details of convertible securities		Total shares (including underlying shares assuming full conversion of warrants and convertible securities) as a % of diluted share capital
				Number of warrants held	As a % total number of warrants of the same class	Number of convertible securities held	% w.r.t total number of convertible securities of the same class	
1	MUTUAL FUNDS							
	RELIANCE CAPITAL TRUSTEE COMPANY LIMITED A/C RELIANCE TAX SAVER (ELSS) FUND AAATR0090B	1327086	3.8126	0.00	0.00	0.00	0.00	3.8126
	RELIANCE CAPITAL TRUSTEE CO. LTD. A/C RELIANCE DIVERSIFIED POWER SECTOR FUND	1300530	3.7363	0.00	0.00	0.00	0.00	3.7363
	SUB TOTAL	2627616	7.5489	0.00	0.00	0.00	0.00	7.5489
2	OTHER BODIES CORPORATE							
	THYSSENKRUPP INDUSTRIES INDIA PRIVATE LIMITED	1080000	3.1027	0.00	0.00	0.00	0.00	3.1027
	SUB TOTAL	1080000	3.1027	0.00	0.00	0.00	0.00	3.1027
3	INSURANCE COMPANY							
	BAJAJ ALLIANZ LIFE INSURANCE COMPANY LTD	737838	2.1197	0.00	0.00	0.00	0.00	2.1197
	SUB TOTAL	737838	2.1197	0.00	0.00	0.00	0.00	2.1197
4	UTI UNDER VARIOUS ACCOUNTS							
	UTI LONG TERM ADVANTAGE FUND	154125		0.00	0.00	0.00	0.00	
	UTI- LONG TERM ADVANTAGE FUND S II	94209		0.00	0.00	0.00	0.00	
	UTI-MID CAP FUND	268134		0.00	0.00	0.00	0.00	
	UTI-EQUITY TAX SAVINGS PLAN	2842		0.00	0.00	0.00	0.00	
	UNIT TRUST OF INDIA	600		0.00	0.00	0.00	0.00	
	SUB TOTAL	519910	1.4937	0.00	0.00	0.00	0.00	1.4937
5	FOREIGN INSTITUTIONAL INVESTOR							
	PINEBRIDGE INVESTMENTS ASIA LIMITED A/C PINEBRIDGE INVESTMENTS OF MAURITIUS LTD.	708105						
	SUB TOTAL	708105	2.0343	0.00	0.00	0.00	0.00	1.7408
	<b>TOTAL</b>	<b>5673469</b>	<b>16.2994</b>	<b>0.00</b>	<b>0.00</b>	<b>0.00</b>	<b>0.00</b>	<b>16.2994</b>



**KSB PUMPS LIMITED**

Regd. Office : 126 Maker Chambers III

Nariman Point, Mumbai 400 021

CIN: L29120MH1960PLC011635

Tel no 022 66588787 Fax no 022 66588788


Email id: narasimhan.raghu@ksb.com

www.ksbindia.co.in

Name of the Company: KSB PUMPS LIMITED	
Scrip Code	: 500249
Name of the scrip	: KSBPUMPS
class of security	: Equity
Quarter ended	: 30th June, 2014

(I)(c)(ii)

Sr. No.	Name(s) of the shareholder(s) and the Persons Acting in Concert (PAC) with them	Number of shares	Shares as a percentage of total number of shares [i.e., Grand Total (A)+(B)+(C) indicated in Statement at para (I)(a) above]	Details of warrants		Details of convertible securities		Total shares (including underlying shares assuming full conversion of warrants and convertible securities) as a % of diluted share capital
				Number of warrants.	As a % total number of warrants of the same class	Number of convertible securities held	% w.r.t total number of convertible securities of the same class	
1	RELIANCE CAPITAL TRUSTEE COMPANY LIMITED - A/C RELIANCE TAX SAVER (ELSS) FUND AAATR0090B	2627616	7.5489	0.00	0.00	0.00	0.00	7.5489
<b>TOTAL</b>		<b>2627616</b>	<b>7.5489</b>	<b>0.00</b>	<b>0.00</b>	<b>0.00</b>	<b>0.00</b>	<b>7.5489</b>



**KSB PUMPS LIMITED**

Regd. Office : 126 Maker Chambers III

Nariman Point, Mumbai 400 021

CIN: L29120MH1960PLC011635

Tel no 022 66588787 Fax no 022 66588788


Email id: narasimhan.raghu@ksb.com

www.ksbindia.co.in

<b>Name of the Company: KSB PUMPS LIMITED</b>
<b>Scrip Code : 500249</b>
<b>Name of the scrip : KSBPUMPS</b>
<b>class of security : Equity</b>
<b>Quarter ended : 30th June, 2014</b>

(I)(d) Statement showing details of locked-in shares

Sr. No.	Name of the shareholder	Number of Locked in Shares	Locked-in shares as a percentage of total number of shares {i.e., Grand Total (A)+(B)+(C) indicated in Statement at para (I)(a) above}	Category of Shareholder (Promoters/Public)
1	NIL	NIL	NIL	Nil
TOTAL		NIL	NIL	Nil



**KSB PUMPS LIMITED**

Regd. Office : 126 Maker Chambers III

Nariman Point, Mumbai 400 021


CIN: L29120MH1960PLC011635

Tel no 022 66588787 Fax no 022 66588788

Email id: narasimhan.raghu@ksb.com

www.ksbindia.co.in

<b>Name of the Company: KSB PUMPS LIMITED</b>				
<b>Scrip Code : 500249</b>				
<b>Name of the scrip : KSBPUMPS</b>				
<b>class of security : Equity</b>				
<b>Quarter ended : 30th June, 2014</b>				
(II)(a)	Statement showing details of Depository Receipts (DRs)			
Sr. No.	Type of outstanding DR (ADRs, GDRs, SDRs, etc.)	Number of outstanding DRs	Number of shares underlying outstanding DRs	Shares underlying outstanding DRs as a percentage of total number of shares {i.e., Grand Total (A)+(B)+(C) indicated in Statement at para (I)(a) above}
1	NIL	NIL	NIL	NIL
TOTAL		NIL	NIL	NIL



**KSB PUMPS LIMITED**

Regd. Office : 126 Maker Chambers III

Nariman Point, Mumbai 400 021

CIN: L29120MH1960PLC011635

Tel no 022 66588787 Fax no 022 66588788

Email id: narasimhan.raghu@ksb.com

www.ksbindia.co.in

<b>Name of the scrip : KSBPUMPS</b>				
<b>class of security : Equity</b>				
Quarter ended : 30th June, 2014				
Statement showing holding of Depository Receipts (DRs), where underlying shares held by "Promoter/ Promoter Group" are in excess of 1% of the total number of shares				
(II) (b)				
Sr. No.	Name of the DR Holder	Type of outstanding DR (ADRs, GDRs, SDRs, etc.)	Number of shares underlying outstanding DRs	Shares underlying outstanding DRs as a percentage of total number of shares {i.e., Grand Total (A)+(B)+(C) indicated in Statement at para (I)(a) above}
1	NIL	NIL	NIL	NIL
TOTAL		NIL	NIL	NIL

